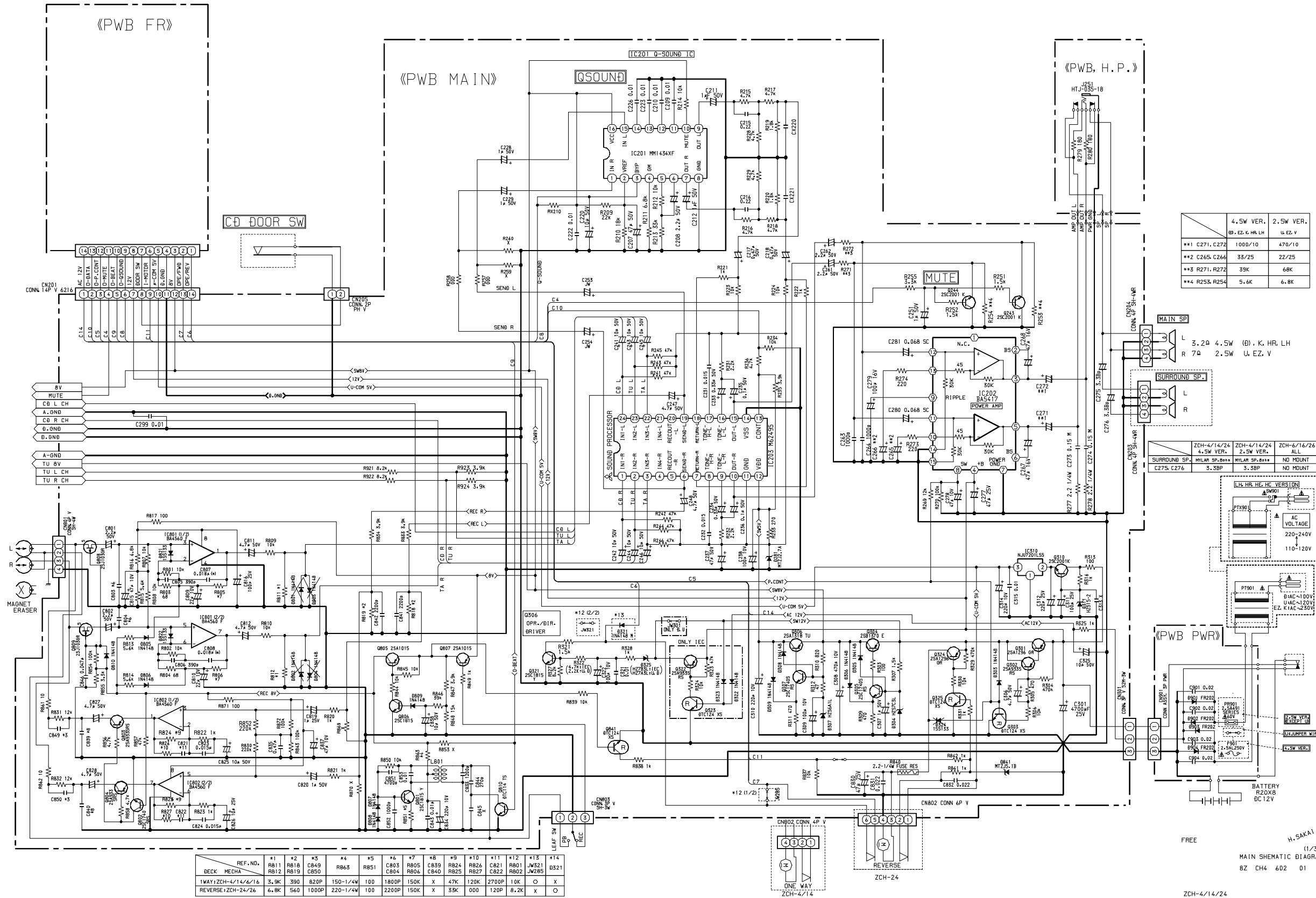
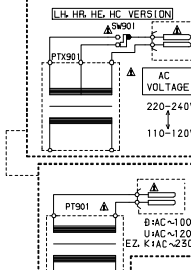


AIWA CSD-ED88/89 SCHEMATIC DIAGRAM _ 1 (MAIN 1/2)



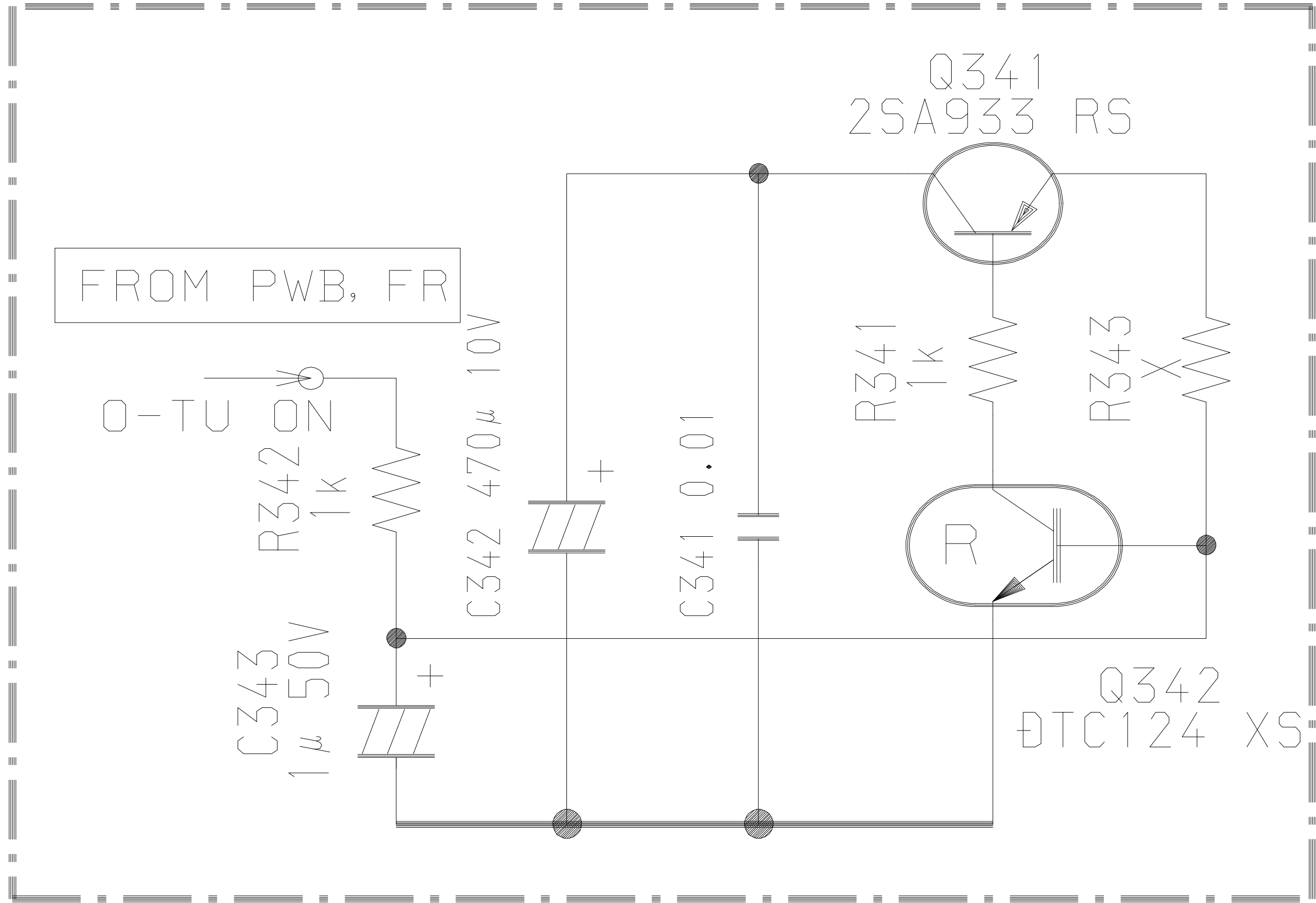
	4.5W VER.	2.5W VER.
**1	C271, C272 1000/10	470/10
**2	C265, C266 33/25	22/25
**3	R271, R272 39K	68K
**4	R253, R254 5.6K	6.8K

	ZCH-4/14/24	ZCH-4/14/24	ZCH-4/16/26
SURROUND SP.	MLM SP.80**	MLM SP.80**	ND MDUNT
C275, C276	5.5BP	3.5BP	ND MDUNT

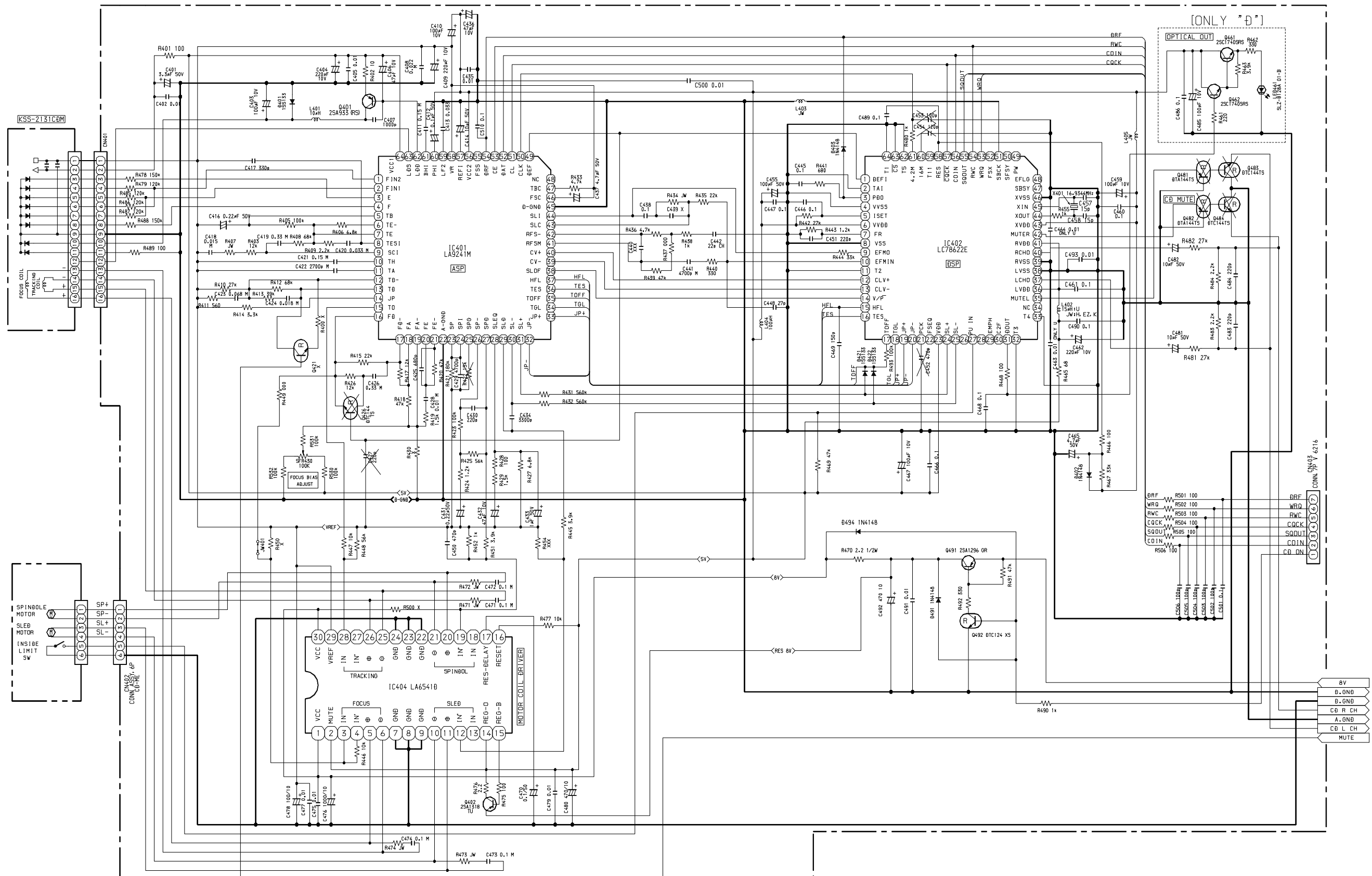


REF. NO.	*1	*2	*3	*4	*5	*6	*7	*8	*9	*10	*11	*12	*13	*14
R811	R812	R813	R814	R815	R816	R817	R818	R819	R820	R821	R822	R823	R824	R825
3.9K	390	820P	150-1/4W	100	1800P	150K	X	47K	120K	2700P	10K	O	X	D321
6.8K	560	1000P	220-1/4W	100	2200P	150K	X	55K	000	120P	8.2K	X	O	D321

FREE
H. SAKAI
(1/3)
MAIN SCHEMATIC DIAGRAM
8Z CH4 602 01
ZCH-4/14/24



SCHEMATIC DIAGRAM - 3 (CD)



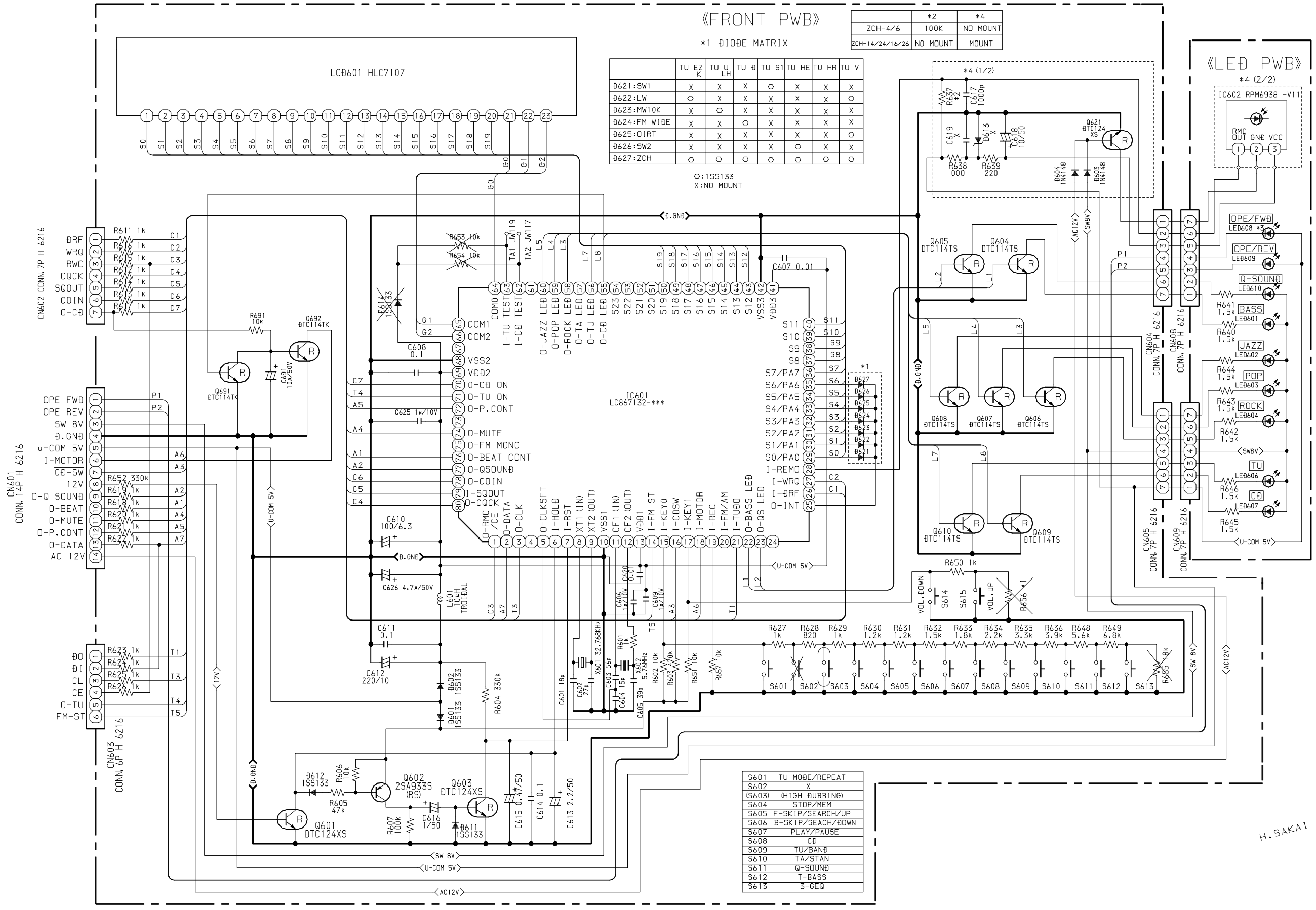
FREE

94V0

H. SAKAI

CD SCHEMATIC DIAGRAM

SCHEMATIC DIAGRAM - 4 (FRONT)



«FRONT PWB»

*1 DIODE MATRIX

	TU	EZ	TU	TU	TU	SU	TU	HE	TU	HR	TU	V
	K	LH	U	U	U	U	U	U	U	U	U	U
D621:SW1	X	X	X	X	O	X	X	X	X	X	X	X
D622:LW	O	X	X	X	X	X	X	X	X	X	O	O
D623:MW10K	X	O	X	X	X	X	X	X	X	X	X	X
D624:FM WIDE	X	X	O	X	X	X	X	X	X	X	X	X
D625:DIRT	X	X	X	X	X	X	X	X	X	X	O	O
D626:SW2	X	O	X	X	O	X	O	X	X	X	X	X
D627:ZCH	O	O	O	O	O	O	O	O	O	O	O	O

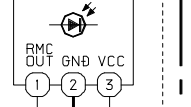
O:1SS133
X:NO MOUNT

	*2	*4
ZCH-4/6	100K	NO MOUNT
ZCH-14/24/16/26	NO MOUNT	MOUNT

«LED PWB»

*4 (2/2)

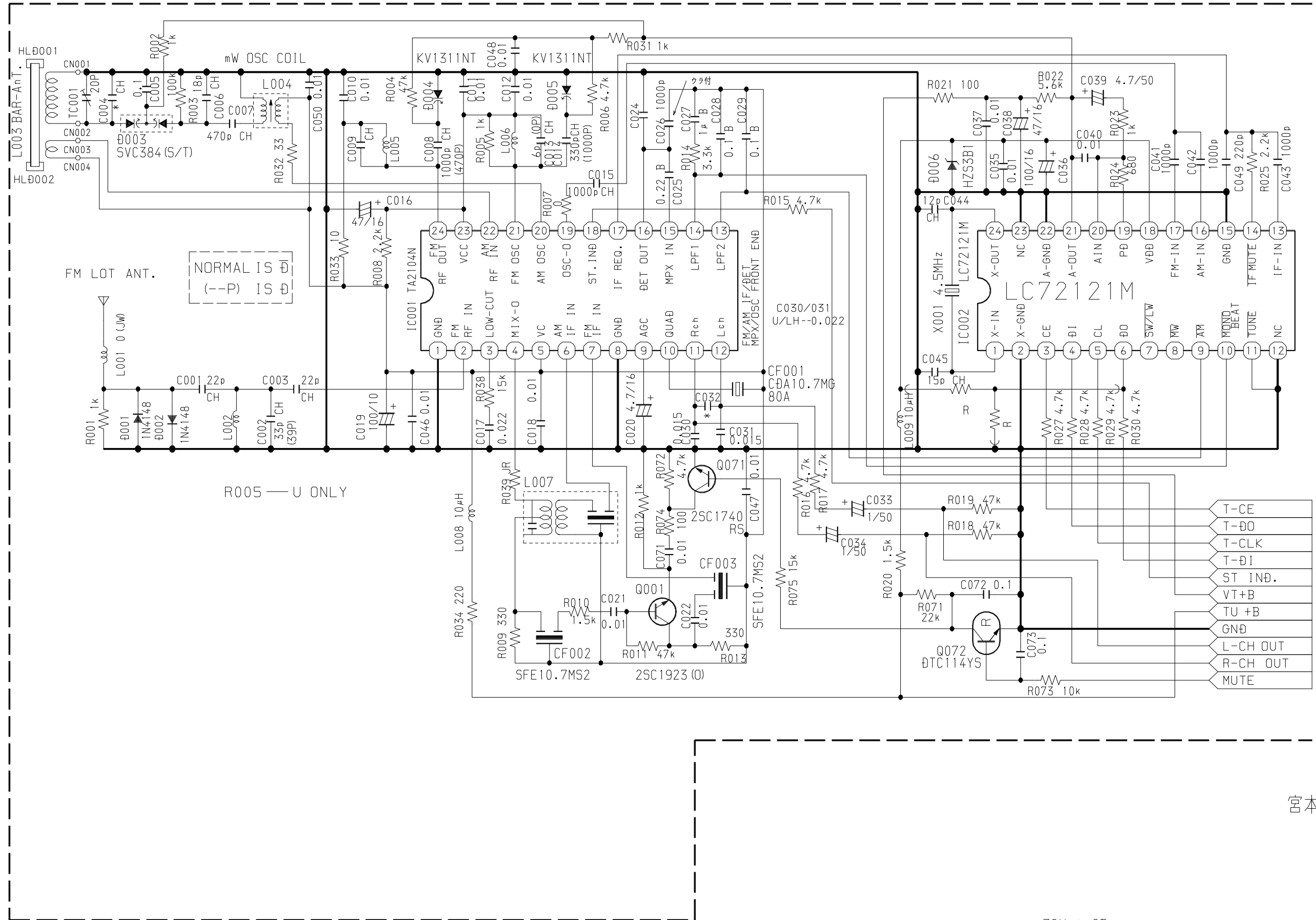
IC602 RPM6938 -V11



S601	TU MODE/REPEAT
S602	X
(S603)	(HIGH DUBBING)
S604	STOP/MEM
S605	F-SKIP/SEARCH/UP
S606	B-SKIP/SEACH/DOWN
S607	PLAY/PAUSE
S608	CD
S609	TU/BAND
S610	TA/STAN
S611	Q-SOUND
S612	T-BASS
S613	3-GEQ

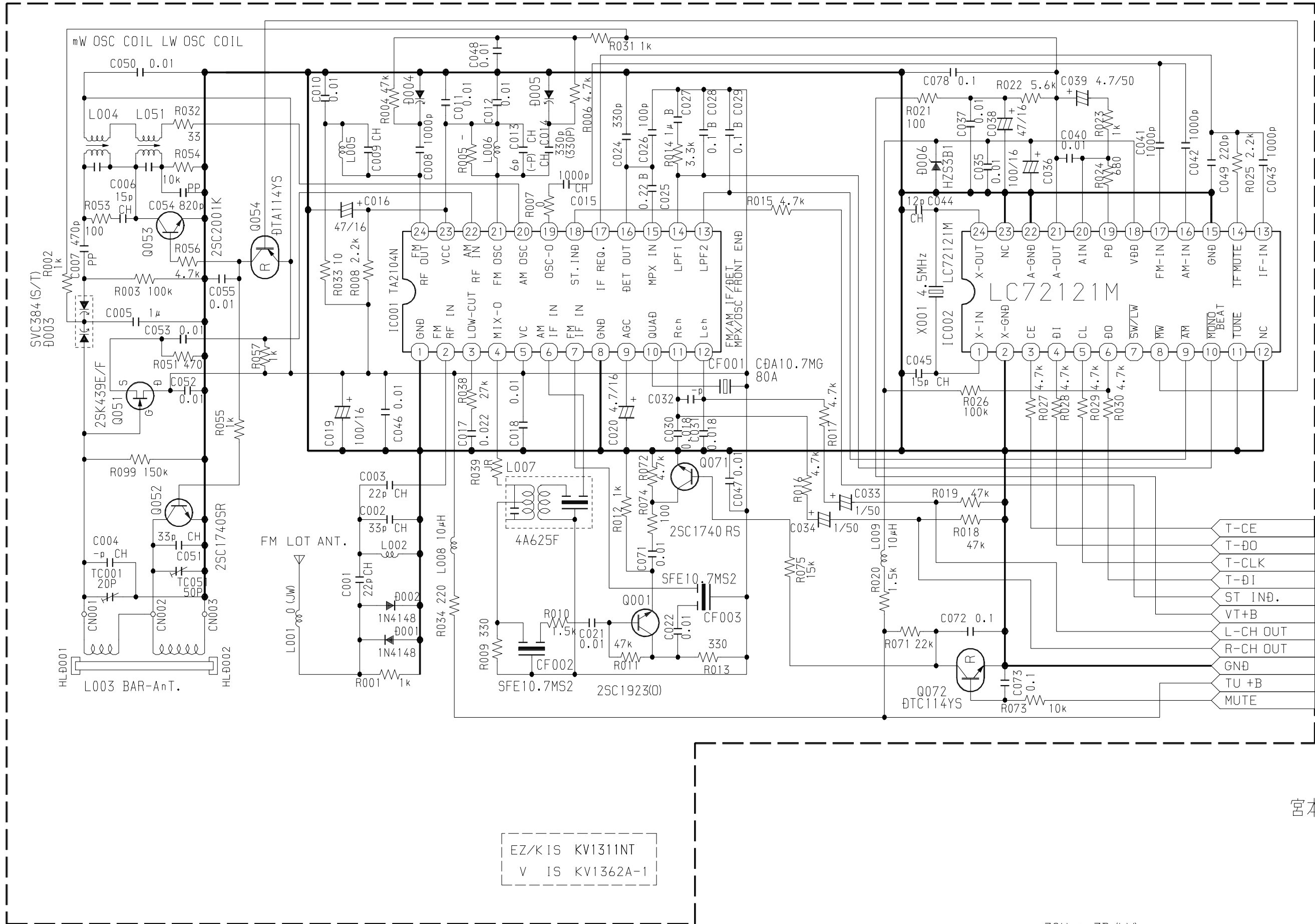
H. SAKAI

SCHEMATIC DIAGRAM - 5 (EXCEPT EZ : TUNER)



宮本

SCHEMATIC DIAGRAM - 6 (EZ : TUNER)



宮本

ZCH*-3B (LW)